



DRIVERS BRIEFING

Circuit Ricardo Tormo (SPN)

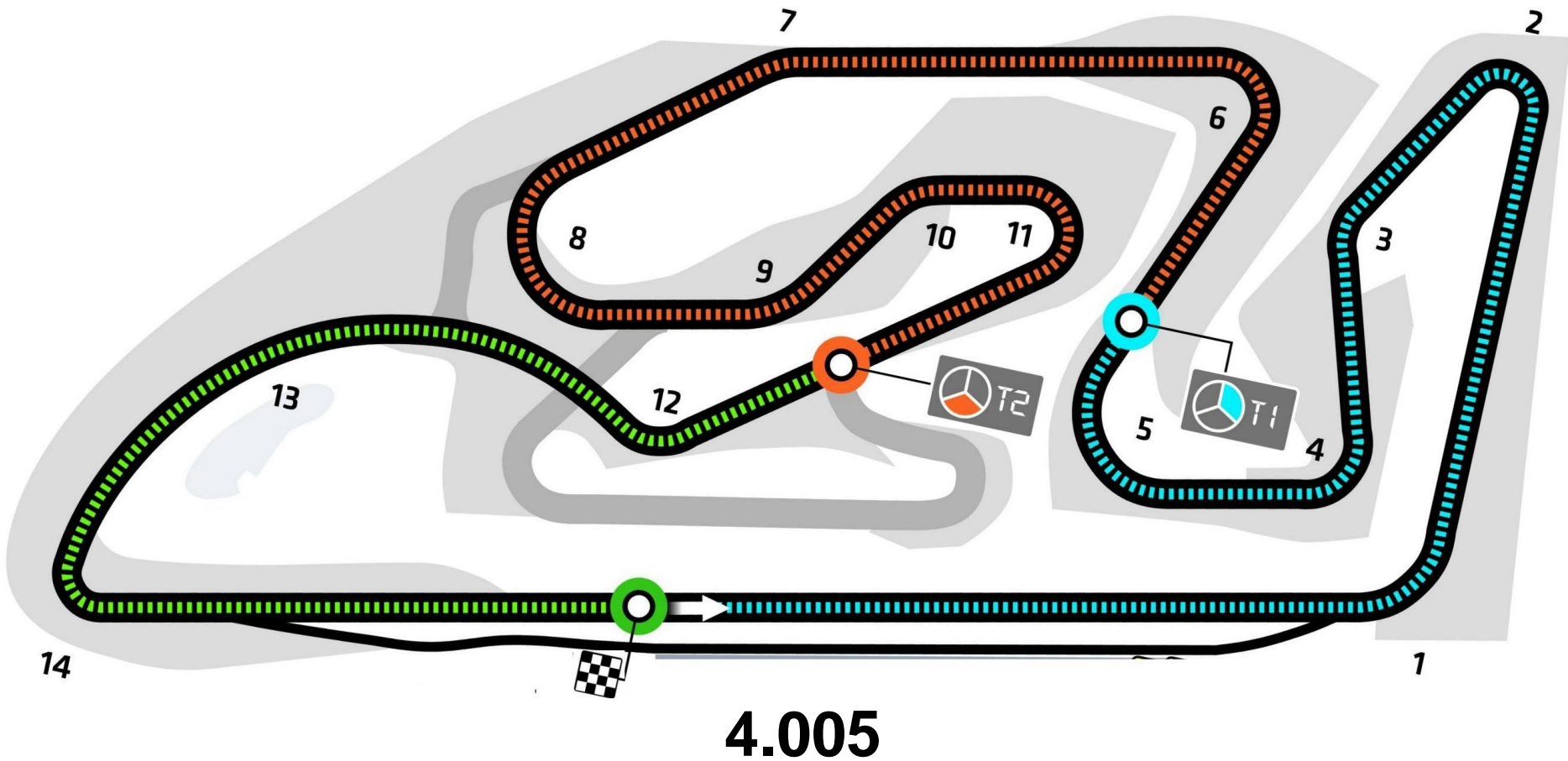
Formula Winter Series

Round 2

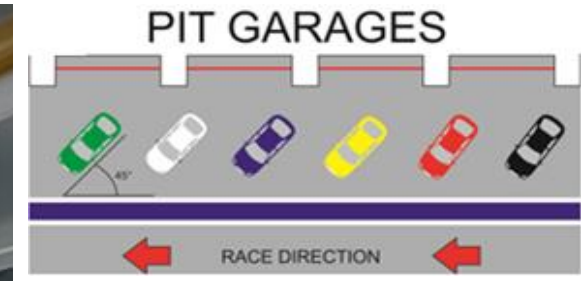

15.-18.02.2024



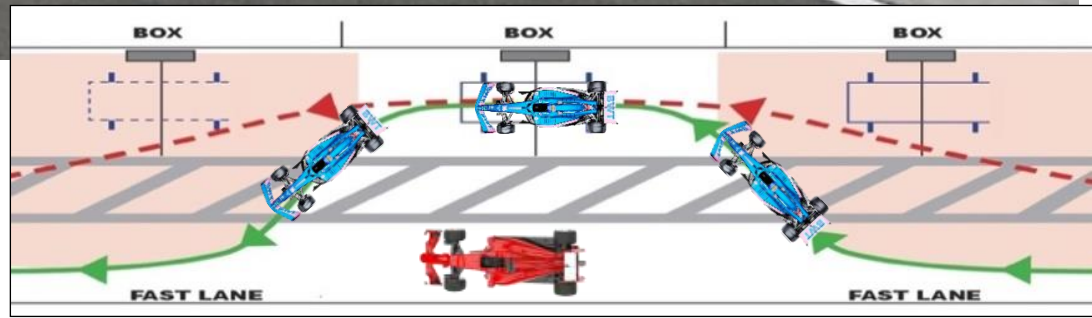
TURNS and SECTORS



PITLANE (45°)



Please respect the pit allocation and the access regulations!



DEFINITION PITLANE

**NOT ALLOWED
WARM UP TYRES**

**ART 6.3 EVENT
NOTES**



Working Lane

Fast Lane

PITLANE SPEED

Speed limit: 60 km/h

**Green light = Start of
Session or Pre Grid**



Start



End

PIT ENTRY




PIT EXIT LINE

You are not allowed to cross the Pit Exit Line



Be careful and
look to the left!

PIT EXIT LINE (DRIVERS APPROACHING T1) RD COMMUNICATION 1




LIGHT FLAGS



This circuit has light flags all around the track.

RACE CONTROL FLAGS

within the exclusive responsibility of the driver

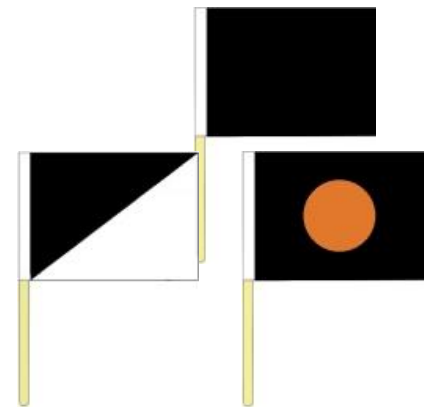


Always together
with the starting
number

56

**STOP &
GO**

drive
through



TURN 8 ESCAPE ROAD (NO U-TURN)



STOP & GO AREA

At the beginning of the Pit Lane on the right hand side (boxes A-B-C)



TRACK LIMITS

Turns 1, 6 and 14 will be reinforced with judges of fact.

The track limits penalty at turn 14 will be considered on the current and the immediately following lap (art 6.4 RD Event Notes)

**Respect at all times the track limits
All around the circuit**


PRACTICE START

Not allowed during the reconnaissance laps
Only during collective and previous test

02 RD Communication

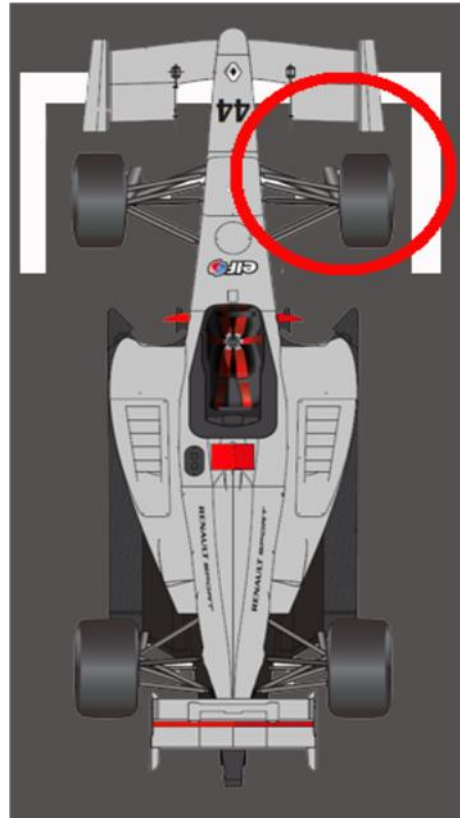


STARTING LINE



Pole Position

GRID MARKS



Grid marks criteria (only Valencia). A vehicle will be considered outside its starting mark if:



Longitudinal (front): any wheel is touching it.

Lateral: any wheel is beyond the starting mark meaning wheels can be on the white line but not beyond.


Any infringement of FWS Sporting Regulations Article 32.13 will be penalised with 5 seconds.

START COUNTDOWN



Start countdown:



with this sign all cars must have their wheels fitted.




after this sign the engines must be started immediately and the mechanics have to leave the track.



Green flag/light
for formation lap

START PROCEDURE



START PROCEDURE

EXTRA FORMATION LAP



1.



2.



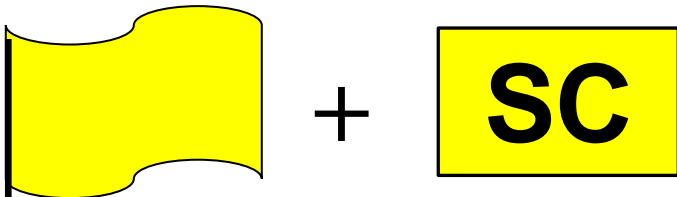
3.

**EXTRA
FORMATION LAP**

4.



SAFETY CAR



- maximum distance in each case 5 vehicles lengths in a line behind the Safety Car.
- no overtaking !
- Passing the SC when the green light on top comes on.

Lights off after Turn 11

SC leaves track

Overtaking only after passing of the Finish Line!



SC LINES

A wide-angle view of a dark asphalt race track. A white line runs horizontally across the middle of the frame. To the right, there is a blue and yellow painted curb. In the background, there are several large, multi-story buildings with many windows, and a fence line. The sky is overcast.

1. SC Line

A view of a dark asphalt race track from a different angle. A white line runs diagonally across the frame. To the left, there is a red and yellow painted curb. In the background, there are large, empty grandstands. The sky is overcast.

2. SC Line

RED FLAG (45°) Working Line pit lane

Suspending or stop of a Qualifying



Re-start when
pit exit light
turns to Green.

NO overtaking, slow
down significantly and
drive into the pit lane

RED FLAG (Fast Line)

Suspending or stop of a RACE



Re-start behind
the Safety Car.

**NO overtaking, slow down
significantly, drive into the Pit
Lane and line up on Fast Lane**

PARC FERMÉ



BOXES

**Thank you for your
attention.**

